

Compact Model

ICT

IN-CIRCUIT TESTER

TR5001T SII TINY SERIES



Minimal footprint with full-featured ICT solution



High Accuracy, Reliability and Testing Speed Modular ICT



Automated Diagnostics and Calibration

USB Interface



Up to 640 Testing Points



User-Friendly Operation



TRI
innovation

TR5001T SII TINY



Full-featured Manufacturing Defects Analyzer

The TR5001T SII TINY Series is comprised of two platforms, the TR5001T SII TINY INLINE and the TR5001T SII TINY. The TR5001T SII TINY Series brings an extended ICT feature set in the industry's most compact and affordable solution. The TR5001T SII TINY INLINE is a cost effective, flexible automated analog and digital testing SMEA-compatible platform.

Up to
640
Testing Points

Tests and Measurements Highlight

- Manufacturing Defect Analyzer
 - RLC Measurement
 - TestJet Technology
 - Capacitor Polarity Test
 - Transistor/Diode Measurement
- Functional In-Circuit Tester
 - Boundary Scan Technology
 - High Speed Serial Ports
 - Audio Analyzer
 - Data Acquisition (DAQ)

Flexible and Portable Platform

The TR5001T SII TINY is a Small footprint and cost effective ICT + FCT solution with USB interface for easy setup and connection.

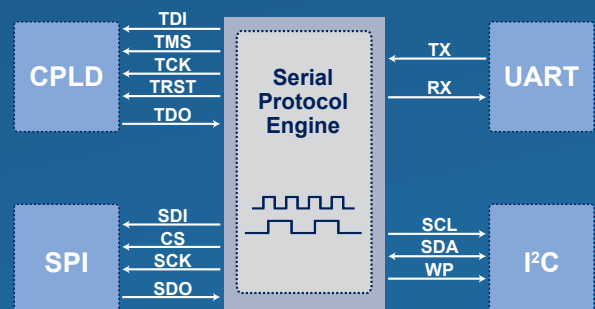


Available Fixture Types:



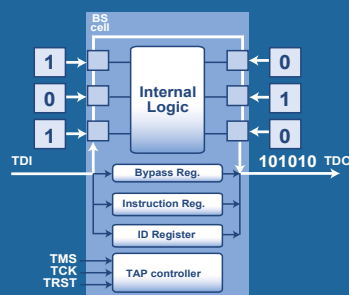
High Speed Serial Device Programming & Testing

Built-in application for programming and testing of supported onboard serial devices, including writing MAC addresses, firmware, and device IDs.

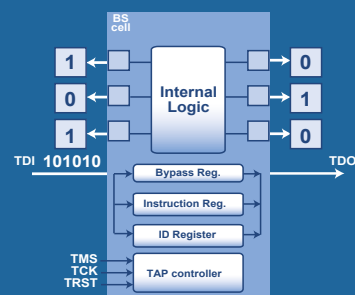


Boundary Scan Test

Limited test access technology for testing component dense PCBAs with BSCAN enabled devices.



Parallel in Serial out



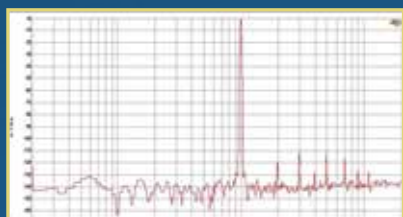
Serial in Parallel out

TINY SERIES

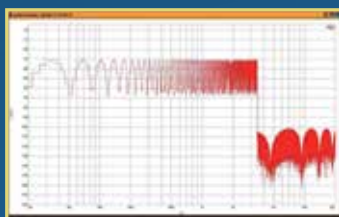
Audio Analyzer and Data Acquisition

Enables audio signal distortion analysis and speaker quality testing using single and multi-tone analysis.

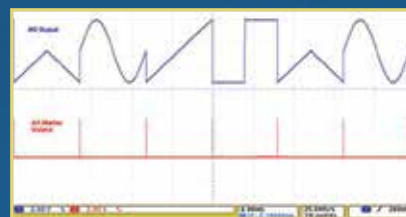
Arbitrary waveform generator enables functional testing of systems with complex triggering preconditions and high speed data acquisition.



Single Tone Analysis



Multi Tone Analysis



Arbitrary Waveform Generator

Easy Debugging


The TR5001T SII TINY Series is easy for users to develop, test and debug programs. The table-based test program editor guarantees ease of use and clear data display.



Debugging Window

Test Module Solution


All-in-one powerful multifunctional tester integrates with various test modules:




Signal Generator



THD tester




Oscilloscope



RS-232 Tester

Shop Floor System Support

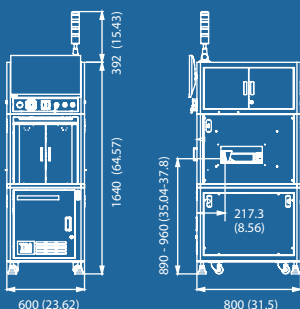
Integrated data exchange solution that allows performance analysis of production line data for quality assurance and engineering analysis. TRI's solutions allow operators to simplify production quality monitoring, analyze statistical production line defect rates, and identifying component defect trends and production issues.



Model	TR5001T SII TINY INLINE	TR5001T SII TINY
General	Maximum Analog Test Points	640 Points
	Windows Compatible	PC or Laptop with USB Ports
	Operating System	Microsoft® Windows 10
	Power Requirement	200 — 240V, Single Phase, 50/60 Hz, 3 kVA
	Air Requirement	100 — 120 V / 200 — 240 V, Single Phase, 50/60 Hz, 500 VA
PCB Size	Fixture Type	Dry Air 4 – 6 kg/cm ² , Air Consumption: 18 liters/cycle
		Inline/Manual Insertion
		50 x 50 – 330 x 250 mm (1.97 x 1.97 – 12.99 x 9.84 in.)
		5 kg
		0.6 – 5 mm (0.02 – 0.2 in.)
Component Height Limitations		90 mm (2.36 in.)
		30 mm (1.18 in.)
		890 – 960 mm (35.04 in – 37.80 in)
		Programmable Frequency: 100 Hz, 1 kHz, 10 kHz, 100 kHz
		Programmable DC Voltage Source: ± 10 V Maximum, Resolution: 10 mV
Conveyor Height		Programmable DC Current Source: 100 mA Maximum
		Programmable AC Voltage Source: 10 Vpp Maximum, Resolution: 10 mV
		Programmable High Voltage DC Current Source: Up to 53 V/100 mA
		Resistance: 40 mohm — 40 Mohm
		Capacitance: 10 pF — 40 mF
Analog Measurement Capability	Measurement Switching Matrix 6-wire Measurement	Inductance: 10 μ H — 60 H
		AC Voltmeter: 0 – 100 Vp
		DC Voltmeter: 0 – ± 100 V, Resolution: 2.5 mV – 50 mV
	Component Measurement Capability	Vectorless Open Circuit Detection
	Analog Measurement	Up to 100 V/100 mA
Optional Hardware	TestJet Technology	1 – 100 kHz, Resolution: 1 Hz
	Programmable High Voltage DC Current Source	Up to 200 MHz
	Sine Wave Generator	Two Channels for Serial Testing up to 1 MHz with 16 Channels of General Purpose Digital I/O
	Frequency Range	Boundary Scan Nail Connection Test (PISO/SIPO), SPI/I2C and UART
	Frequency Measurement	Programmable Voltage Level: V_{ih} : 0.8 V – 4.6 V at $I_o=20$ mA; V_{oh} : 0.1 V – 4.9 V
Serial Test Module (STM)		Two-channel, 16 Bit 10 MSPS Flexible Arbitrary / DDS Waveform Generator
		Four-channel, 16 bit 3.8 MSPS Waveform Digitizer
		One-channel Frequency Generator
		24-bit Audio analyzer with SNR, THD and THD+N Analysis
		Four Programmable DUT Power Supplies: 1 – 20 V, 0.6 – 2 A, 12 Watt, Current Measurement, 1 μ A – 2 A (CH1), accuracy $\pm 3\% \pm 0.5 \mu$ A; 100 μ A – 2 A (CH2-4), accuracy $\pm 5\% \pm 10 \mu$ A
Data Acquisition		Two Fixed 12V and -12V Power Supplies: 0.3 A, Current Measurement 10 mA – 300 mA
		Sixteen-channel General Purpose Digital I/O
		Board Warp Sensor
		Dual-Stage Press Unit or Inline Handler
		310 kg (683.43 lb)
Audio Analyzer		8 – 11 kg (17.64 – 24.25 lb)
Digital Test Module		
Weight		

* The weight does not include notebook or accessories; final weight determined by system selected

Unit: mm (in.)



TR5001T SII TINY INLINE



TR5001T SII TINY

Global Network

Shenzhen, China shenzhen@cn.tri.com.tw
 Suzhou, China suzhou@cn.tri.com.tw
 Shanghai, China shanghai@cn.tri.com.tw
 San Jose, USA triusa@tri.com.tw
 Nuremberg, Germany trieuropa@tri.com.tw

Tokyo, Japan trijp@tri.com.tw
 Ansan, Korea trikr@tri.com.tw
 Penang, Malaysia trimy@tri.com.tw
 Bac Ninh, Vietnam trivn@tri.com.tw

HEADQUARTERS

7F., No.45, Dexing West Rd., Shilin Dist.,
 Taipei City 11158, Taiwan
 ☎ +886-2-2832-8918 ✉ Sales@tri.com.tw

TRI 德律 TRI INNOVATION®

© 2023 Test Research, Inc. All rights reserved.
 Specifications are subject to change.
 All other trademarks are the property of their respective owners.